


Jump Rope for Heart

How to Register Online

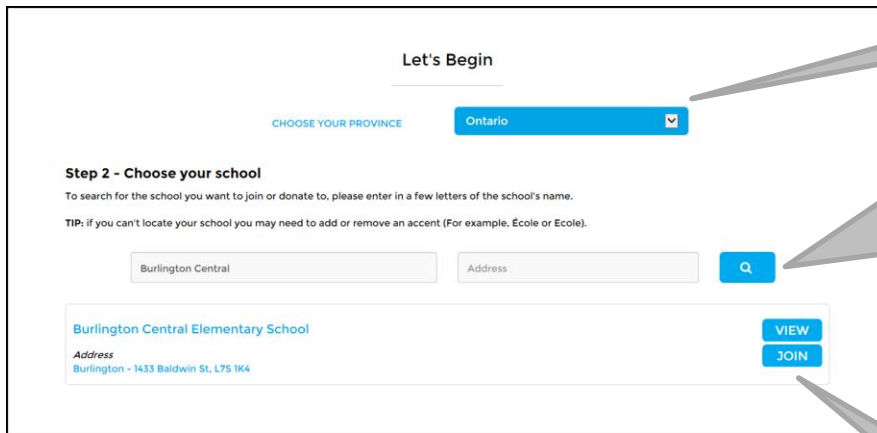
Online fundraising allows you to quickly send donation request emails to friends and family. Here's how to get started:

1. Go to www.jumpropeforheart.ca and click "REGISTER"



Click REGISTER

2. Search for your school



Select your Province from the drop down menu

Enter your School's name or address and click the Search icon.

Tip: if you are having trouble finding your school, try entering a few letters of the school name, click search, then look for your school in the list.

Click JOIN beside your School

Jump Rope for Heart

3. Complete the Participant Options Page and click "NEXT STEP"

Select either Student or Teacher

Set your personal **Fundraising Goal**

Give your fundraising a head start: Consider making a self-donation by entering a donation amount during registration.

4. Select "JOIN AS A NEW PARTICIPANT"

Select "Join as a new Participant"

5. Complete the Registration Form and click "NEXT STEP". Most fields are required in order to continue.

Note the required fields

Jump Rope for Heart

6. Read and agree to the Participation Waiver. Click "NEXT STEP".
7. Confirm your Registration Summary is correct. Click "COMPLETE REGISTRATION".

Participant Name	Participation Type	Amount
Aroidis Chapman	Student Fundraiser	\$0.00
	Self Donation Amount	\$50.00
Participant Total:		\$50.00

The current donation amount is

Confirm your Participation type is correct

If you are making a self-donation, it will appear here

8. If you made a self-donation, you will be prompted to enter your credit card and billing information on the next page. Once done, click "PROCESS PAYMENT".
9. You are now registered! Click "ACCESS YOUR PARTICIPANT CENTRE". You will receive an email confirming your online registration information.

Thank you for registering for Jump Rope for Heart - Ontario!
A confirmation email has been sent to sallybrownbb10+ac54@gmail.com.

Start fundraising today with your Participant Centre!

[Access your Participant Centre](#)

Jump Rope for Heart

10. Using your Participant Centre, you can send fundraising emails to your friends and family and customize your personal page. Specific instructions on how to send donation requests can be found on your Participant Centre.

The screenshot shows the Jump Rope for Heart Participant Centre dashboard. At the top, there is a navigation bar with links for Profile, Help, Log Out, and Français. The main header features the Jump Rope for Heart logo, a '35 YEARS' anniversary badge, and a 'BACK TO THE HOMEPAGE' button. Below the header, there are tabs for Home, Email, Progress, and Personal Page. The main content area is titled 'Your Fundraising Progress' and displays a progress bar, a 'Send email' button, and three statistics: '\$150.00 I Have Raised', '\$150.00 My Goal (change)', and '100% Percent'. A welcome message for 'Marc-Edouard' is followed by three simple actions: 'Send Fundraising Emails', 'Make a Self Donation', and 'Customize Your Personal Page'. Below this, there are two buttons: 'Download a Pledge Form' and 'View Fundraising Resources'. At the bottom, there is a 'Details' section with participant information.

Profile | Help | Log Out | Français

Heart&Stroke
JUMP 35 YEARS
ROPE FOR HEART

BACK TO THE HOMEPAGE

Home | Email | Progress | Personal Page

Your Fundraising Progress

\$150.00 I Have Raised | \$150.00 My Goal (change) | 100% Percent

Welcome, *Marc-Edouard*

Hit your goal easily by taking these 3 simple actions:

- Send Fundraising Emails
Use our pre-written messages to quickly ask all of your friends and family for their support. [Need instructions?](#)
- Make a Self Donation
Show your commitment - donate to yourself. Take the first step to reaching your fundraising goal.
- Customize Your Personal Page
Maximise your impact by personalizing your story and adding a photo or video. [Need instructions?](#)

Your Next Steps...

Download a Pledge Form | View Fundraising Resources

Details
Participant ID : 1375461
Event ID : 4230
Event Name : Jump Rope for Heart - Ontario
Team Name : Burlington Central Elementary School

Click "Send email" to ask friends and family to support your fundraising efforts

Add Contacts – import emails from your address book or enter contacts individually

Click "Need instructions?" for the steps to send emails or customize your fundraising page.


Access helpful fundraising resources

Jump Rope for Heart

How to LOGIN

When you return to the website after registering online, you will be asked to **Login** to your **Participant Centre** in order to send emails and check your progress towards your goal.

1. At www.jumpropeforheart.ca click “LOGIN”



2. Enter the User Name and Password you created at Registration and click “LOGIN”.

The image shows a login form titled 'Login to access your participant centre'. The form has two input fields: 'User Name' with the text 'hockeymev44' and 'Password' with six dots. A red box highlights these two fields. Below the fields is a blue button labeled 'LOGIN'. Above the fields, there is a legend: '* = Required Fields'.

If you have trouble logging in, click “FORGOT YOUR PASSWORD?”. **Note:** the User Name and Password fields are case sensitive.

3. Click the blue button with the name of your Province’s Jump Rope for Heart.

