



Online Registration Instructions for Participants

Thank you for supporting Jump Rope for Heart!

These Online Instructions contain step-by-step guides on how to register online as a Student Fundraiser at your school.

The following guide will help you figure out:

- [How to register for the very first time](#) (p. 4-5)
- [How to register if you are a returning student and you forget your username and password](#) (p. 6-10)
- [How to register if you are a returning student and you remember your username and password](#) (p. 11-12)
- [How to log in](#) (p. 13)



How to Register

Online fundraising allows you to easily raise funds and share life-saving information with your friends and family. Here's how to get started:

1. Go to www.jumpropeforheart.ca and click "JOIN YOUR SCHOOL".



2. Search for your school. Once found click "JOIN"

Tip: If you cannot find your school, remove an accent or punctuation. For example: change École to Ecole or St. to St

Join my school

Start by searching for your school.

If lots of schools with a similar name return in the results, try filtering the list by province. Make sure you select the school with the correct address.

TIP: If you cannot find your school, remove an accent or punctuation. For example: change École to Ecole or St. to St

Still can't find it?: [contact us](#).

Blueprint School
AddressHiss



3. Complete the **Participation Options** page and click “Next Step”.

Participation Options

Select Options Provide Details Review

Participation Options

◆ Select a Participation Type ◆ Indicates Required

Student Fundraiser

Teacher Fundraiser

Teacher Coordinator

Your Fundraising Goal:

[Next Step](#)



How to Register for the first time

1. If you are registering online for the first time then select “Join as a New Participant”

2. Complete the **Registration** pages and click “Next Step”. Most fields are required in order to continue.

3. Read and agree to the **Participation Waiver** in question # 7. Click “Next Step”.



4. Confirm your **Registration Summary** is correct. Click “Complete Registration”.

Registration Summary

1 Get Started 2 Select Options 3 Provide Details 4 Agree to Terms 5 Review

Jump Test

jumprope@heartandstroke.ca
123 Test Drive
Edmonton, AB A1B2C3
[Edit]

Participation Type:	Student Fundraiser	\$0.00
Self Donation Amount		\$0.00

Participant Total: \$0.00

The current donation amount is \$0.00

Cancel Complete Registration

5. You are now registered! Click “Access your Participant Centre”. You will receive an email confirming your online registration information.

Thank you for Registering

Thank you for registering for Jump Rope for Heart 2019 - Edmonton Region!
A confirmation email has been sent to jumprope@heartandstroke.ca.

Start fundraising today with your Participant Centre!

Access your Participant Center

Registration Summary

Jump Test

jumprope@heartandstroke.ca
123 Test Drive
Edmonton, AB A1B2C3

Participation Type:	Student Fundraiser	\$0.00
Extra Gift:		\$0.00

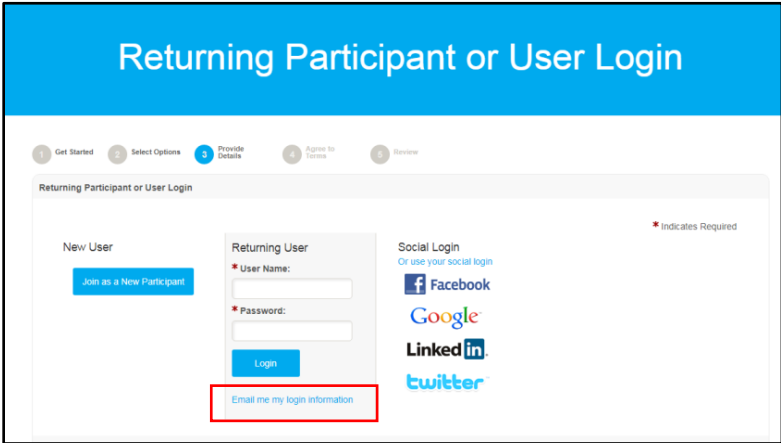
Participant Total: \$0.00

Access your Participant Center

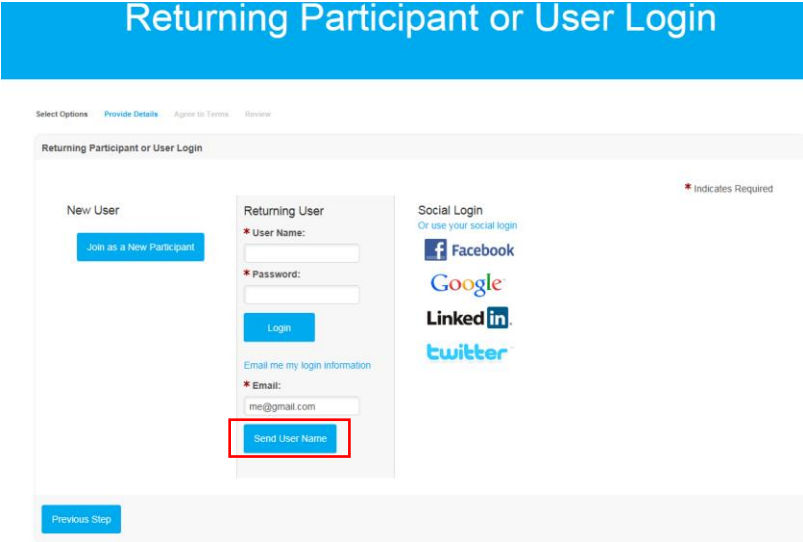


How to Register as a returning student if you forget your User Name and Password

- 1. If you do not remember your **User Name** and/or **Password** then click “Email me my login information”



- 2. Enter the email address that was used for your previous registration and click “Send User Name”



- 3. Open your email and you will see an email from Heart & Stroke providing you with your User Name. Click “Set or reset my password now”



From: Heart and Stroke Foundation of Canada <hsfpublic@heartandstroke.ca>
To: Stephanie MacFarlane
Cc:
Subject: Your User Name Information

Hello,

Your username and password reset link are shown below. Please use these to reset your password.

User Name Test.User
Password: [Set or reset my password now](#)
[Log in here](#)

If there are multiple user names listed above, you have registered on our site more than one time with the same email address or are sharing this email address with others.

Sincerely,

Heart and Stroke Foundation of Canada / Fondation des maladies du cœur et de l'AVC du Canada

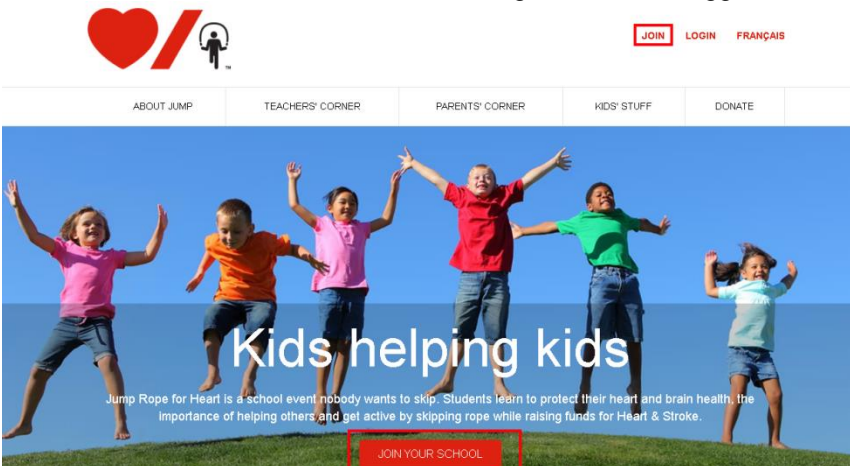
- You will be redirected back to the Jump Rope for Heart website where you can set a new password and a password hint. Click "Submit"



User Login > Reset Password

* User Name: Test.User
* New Password:
* Retype Password:
Password Hint:

- You will be redirected back to the Home Page and will be logged in. Click "JOIN YOUR SCHOOL"





6. Search for your school. Once found click “Join”

Tip: If you cannot find your school, remove an accent or punctuation. For example: change École to Ecole or St. to St

Join my school

Start by searching for your school.

If lots of schools with a similar name return in the results, try filtering the list by province. Make sure you select the school with the correct address.

TIP: If you cannot find your school, remove an accent or punctuation. For example: change École to Ecole or St. to St

Still can't find it?: [contact us](#).

Blueprint School

AddressHiss

7. Complete the **Participation Options** page and click “Next Step”.

Participation Options

Select Options Provide Details Review

Participation Options

* Select a Participation Type ■ Indicates Required

Student Fundraiser

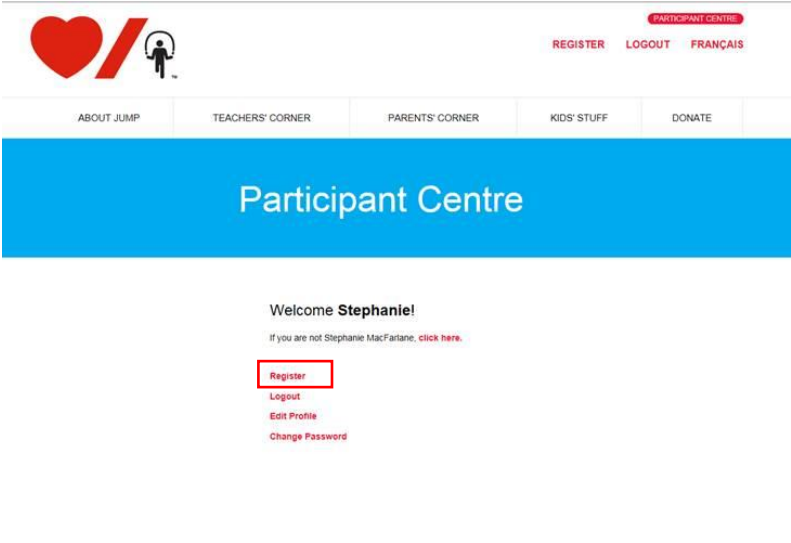
Teacher Fundraiser

Teacher Coordinator

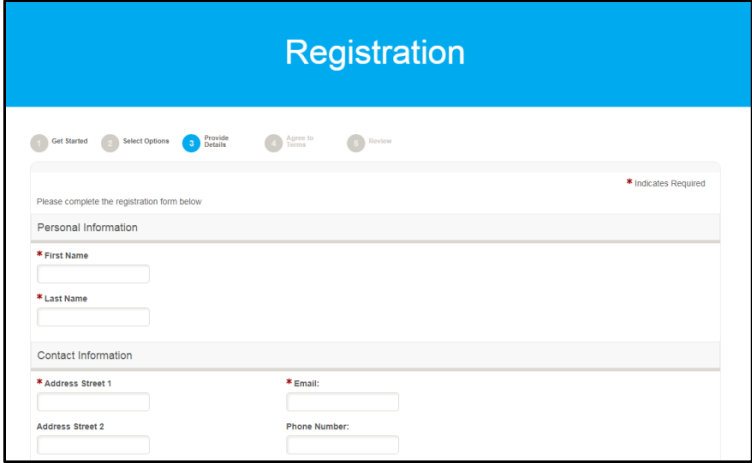
Your Fundraising Goal:



8. If you find yourself on this Participant Centre page after logging in then please click “Register”



9. Complete the **Registration** pages and click “Next Step”. Most fields are required in order to continue.



10. Read and agree to the **Participation Waiver** by answering question # 7. Click “Next Step”.



11. Confirm your **Registration Summary** is correct. Click “Complete Registration”.

Jump Test	
jump rope@heartandstroke.ca	Participation Type: Student Fundraiser \$0.00
123 Test Drive Edmonton, AB A1B2C3	Self Donation Amount \$0.00
[Edit]	
Participant Total: \$0.00	
The current donation amount is	\$0.00
Cancel	Complete Registration

12. You are now registered! Click “Access Your Participant Centre”. You will receive an email confirming your online registration information.

Thank you for registering for Jump Rope for Heart 2018 - Edmonton Region!
A confirmation email has been sent to jump rope@heartandstroke.ca.

Start fundraising today with your Participant Centre!

Access your Participant Center

Registration Summary

Jump Test	
jump rope@heartandstroke.ca	Participation Type: Student Fundraiser \$0.00
123 Test Drive Edmonton, AB A1B2C3	Extra Gift: \$0.00
Participant Total: \$0.00	

Access your Participant Center



How to Register as a returning student if you remember your User Name and Password

1. If you remember your **User Name** and **Password** then please enter them in the appropriate fields and click “Login”

Returning Participant or User Login

2. Complete the **Registration** pages and click “Next Step”. Most fields are required in order to continue.

3. Read and agree to the **Participation Waiver** by answering question # 7. Click “Next Step”.



4. Confirm your **Registration Summary** is correct. Click “Complete Registration”.

Jump Test		
jumprope@heartandstroke.ca	Participation Type:	\$0.00
123 Test Drive	Student Fundraiser	
Edmonton, AB A1B2C3	Self Donation Amount	\$0.00
[Edit]		
		Participant Total: \$0.00
The current donation amount is		\$0.00

5. You are now registered! Click “Access Your Participant Centre”. You will receive an email confirming your online registration information.

Thank you for registering for Jump Rope for Heart 2018 - Edmonton Region!
A confirmation email has been sent to jumprope@heartandstroke.ca.

Start fundraising today with your Participant Centre!

[Access your Participant Center](#)

Registration Summary

Jump Test		
jumprope@heartandstroke.ca	Participation Type:	\$0.00
123 Test Drive	Student Fundraiser	
Edmonton, AB A1B2C3	Extra Gift:	\$0.00
		Participant Total: \$0.00

[Access your Participant Center](#)

6. Using your Participant Centre, you can send fundraising emails to your friends and family as well as customize your Personal Page. Specific instructions on how to send fundraising emails can be found in the Tools section of your Participant Centre.



How to Log in

When you return to the website after registering online, you will be asked to log in to your Participant Centre in order to send fundraising emails and check your progress towards your goal.

1. At www.jumpropeforheart.ca click “LOGIN”.



2. Enter the **User Name** and **Password** you created at Registration and click LOGIN. If you have trouble logging in, scroll below to “Forgot your password?” Enter your Username and Email to receive a password reset link.

Note: The User Name and Password fields are case sensitive.

Login to access your participant centre

* = Required Fields

***User Name:**

***Password:**

LOGIN